

## QTP-DL 2X36...40

QUICKTRONIC PROFESSIONAL DL | ECG for CFL



### Areas of application

- Emergency lighting systems acc. to EN 50172 / DIN VDE 0108-100
- Open-plan offices, corridors and storage rooms
- Public buildings
- Suitable for luminaires of protection classes I and II

### Product family benefits

- Long lamp life
- No adverse effect from frequent on/off switching
- Automatic restart after lamp replacement
- Perfect lamp start for applications with motion sensors
- VDE/VDE EMC certified system
- Very high energy efficiency due to cut-off technology

### Product family features

- Supply voltage: 220...240 V
- Line voltage: 198...264 V
- Line frequency: 0 Hz | 50 Hz | 60 Hz
- Lamp start with optimum filament preheating
- Energy Efficiency Index EEI: A2 BAT
- Automatic shutdown of defective lamps and at end of life (EoL T.2)
- Lamp operation: to EN 60929
- Safety: to EN 61347-2-3

# Product datasheet

## Technical data

### Electrical data

Input voltage AC	198...264 V
Nominal voltage	220...240 V
Mains frequency	50...60 Hz
Input voltage DC	154...276 V <sup>1)</sup>
Operating frequency	45...50 kHz
Max. ECG no. on circuit breaker 10 A (B)	12 <sup>2)</sup>
Max. ECG no. on circuit breaker 16 A (B)	19 <sup>2)</sup>
Inrush current	23 A


<sup>1)</sup> Minimum voltage for lamp ignition: 198 V

<sup>2)</sup> Type B

### Light technical data

Starting time	1.0 s
---------------	-------

### Dimensions & weight



Length	280.0 mm
Width	40.0 mm
Height	28.0 mm
Mounting hole spacing, length	270.0 mm
Product weight	290.00 g

### Temperatures & operating conditions

Ambient temperature range	-20...+50 °C
Permitted rel. humidity during operation	5...85 % <sup>1)</sup>

<sup>1)</sup> Maximum 56 days/year at 85 %

## Product datasheet

### Lifespan

ECG lifetime	50000 h <sup>1)</sup>
--------------	-----------------------

<sup>1)</sup> At  $T_{case} = 75^{\circ}\text{C}$  at  $T_c$  point / 10% failure rate

### Additional product data

Suitable for lamp power (2 lamps)	36...40 W
-----------------------------------	-----------

### Capabilities

Suitable for fixtures with prot. class	I / II
End of lamp life safety shutdown	EOL T.2
Max. cable length to lamp/LED module	2.0 m / 1.0 m
Dimmable	No

### Certificates & standards

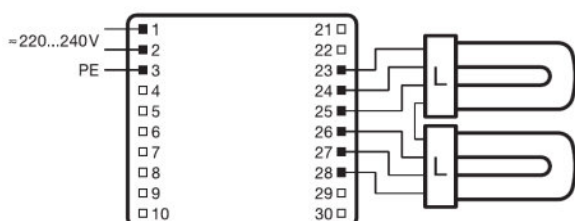
Approval marks – approval	VDE / VDE-EMC / ENEC 10 / GOST / RCM
EEL – Energy Label	A2 BAT
Standards	Acc. to EN 61347-2-3/Acc. to EN 60929/Acc. to EN 55015:2006 + A1:2007/Acc. to EN 61000-3-2/Acc. to EN 61547
Protection class	I
Type of protection	IP20

### Logistical data

Commodity code	850410809000
----------------	--------------

## Wiring Diagram

---













---

Wiring diagram




---

## Download Data

File	
	Addon Technical Information 58013_ADDON TECHNICAL INFORMATION QTP-DL 2x36-40 (G+GB)
	Product Datasheet 334050_QUICKTRONIC PROFESSIONAL &#150; QTP-DL
	Certificates 334954_ENEC-Marks approval
	Certificates 334956_EMC-Marks approval &#150; QTP-M
	Certificates 335097_INOTEC
	Certificates 335151_CEAG
	Certificates 335169_Manufacturer's declaration &#150; LampECG combinations: Frequent switching
	Certificates 504181_VDE-EMC-Certificate QTP DL_TE
	Declarations of conformity 334773_Declaration of conformity
	Operating instructions 592511_EAC QTP-DL

## Product datasheet

---

	CAD data 3-dim 313483_280x40x28 9900025
	CAD data 3-dim 313500_280x40x28 9900025
	CAD data 3-dim 314269_280x40x28 9900025
	CAD data PDF 313389_280x40x28 9900025

---

## Logistical Data

Product code	Product description	Packaging unit (Pieces/Unit)	Dimensions (length x width x height)	Volume	Gross weight
4008321117922	QTP-DL 2X36...40	Shipping carton box 20	303 mm x 120 mm x 210 mm	7.64 dm <sup>3</sup>	6153.00 g

---

The mentioned product code describes the smallest quantity unit which can be ordered. One shipping unit can contain one or more single products. When placing an order, for the quantity please enter single or multiples of a shipping unit.

## Disclaimer

Subject to change without notice. Errors and omission excepted. Always make sure to use the most recent release.

## QTP-DL 2X36...40

QUICKTRONIC PROFESSIONAL DL | ECG for CFL

Product name	Lamp group	Nominal current	Nominal wattage + Power loss	Luminous flux at 35 °C	Number of lighting outlets
QTP-DL 2X36...40	DULUX F 36 W	0.33 A	68.00 W	2800 lm	2
	DULUX L 36 W	0.33 A	68.00 W	2900 lm	2
	DULUX L 40 W	0.21 A	90.00 W	3650 lm	2
	L 36 W -1	0.28 A	60.00 W	2900 lm	2
	L 36 W	0.35 A	80.50 W	3400 lm	2